



Tophammer Product Catalogue







Global drilling industry experts

<http://www.kemaico.com/>




Table of
Contents



Information & classification guides

6

Small hole drilling

10

Drifting & tunneling

24

Bench & long hole drilling

38

Auxiliary tools

56

Index


62

Information & classification

Guides


Guide

Carbide profile design




Hemispherical

SEM = Semispherical button
Usually for **very hard rocks**




Ballistic

BAL = Ballistic button
Usually for **medium hard rocks**



Parabolic/ Semiballistic

BAL = Parabolic button
Usually for **medium hard rocks**



Conical/Spike

CON = Conical carbide
on request
Usually for **soft rocks**

Guide of product code

Taper bit (i.e. 30322207-04)

30	32	22	07	04
30: Button bit 31: Chisel bit 32: Cross bit	Head diameter: 32 mm	22: Hex. 22 mm 25: Hex. 25 mm	Buttons	Taper degree: 04: 4° 46'

Thread bit (i.e. 3089T38F14R)

30	89	T38	F	14	D	R	K
30: Button bit 31: Chisel bit 32: Cross bit	Head diameter: 89 mm	Thread: T38	Flushing	Buttons	D: Drop center design	R: Retrac body	KP: Pilot bit KR: Reaming bit KD: Dome bit KC: Cut holes/ Dome bit

Note: Face flushing Face + Side + Flushing Face + Reverse + Flushing

Drifter rod (i.e. 2132T38R3230)

21	32	T38	R32	30
20: Round 21: Hexagon	Rod diameter: 32 mm	T38: On shank end	R32: On bit end	Rod length: 30: 3050 mm

Extension rod (i.e. 2038T3830)

20	38	T38	30
20: Round 21: Hexagon	Rod diameter: 38 mm	Thread: T38	Rod length: 30: 3050 mm

MF rod (i.e. 2038T38MF30)

20	38	T38	MF	30
20: Round 21: Hexagon	Rod diameter: 38 mm	Thread: T38	MF rod	Rod length: 30: 3050 mm

Information & classification

Guides

Guide

Guide of product code

Integral drill rod & plug hole drill rod (i.e. 00220434)

00	22	04	34
00: IDS 01: Plug hole drill rod	19: Hex. 19 mm 22: Hex. 22 mm 25: Hex. 25 mm	Length: 04: 400 mm	Head diameter: 34 mm

Tapered drill steel (i.e. 10220611)

10	22	06	04
10: TDS	19: Hex. 19 mm 22: Hex. 22 mm 25: Hex. 25 mm	Length: 06: 600 mm	Taper degree: 11: 11°

Note: We have two kinds of materials for choosing, Sandbar 20 & Sandbar 64

Auxiliary tools (i.e. 404838TF)

40	48	38T	F
40: Fishing sleeve 41: Fishing pike	Diameter	Thread: 38T 38R	Female



Drop center/Standard skirt

Code: D

Perfect in abrasive formations where there is accelerated button wear or in medium to hard rock when ballistic buttons have a tendency to break.



Drop center/Retrac skirt

Code: DR

To be used in medium-hard and fissured rock formations, better hole deviation control.



Flat front/Standard skirt

Code: –

Ideal for medium-hard rock when the rock formation causes heavy gauge wear on the bit. Can also be used in very hard and abrasive rock formations.



Flat front/Retrac skirt

Code: R

To be used in the same applications as flat front/spherical buttons/standard skirt when you have also created a hole.

Small hole
Drilling



Stone tools Plug hole rods	14
H22 (7/8") Integral drill steels	15
H22 (7/8") Taper tools, 6° taper	16
H22 (7/8") Taper tools, 7° taper	18
H22 (7/8") Taper tools, 11° taper	20
H22 (7/8") Taper tools, 12° taper	22





Small hole Drilling

Stone tools
Plug hole rods

Small hole
drilling

Plug hole drill rod



Hex shank 22 * 108 mm (4 1/4")



Hex shank 22 * 108 mm (4 1/4")



Dimensions L			Dimensions D		Part no.
mm	ft	in	mm	in	
230	-	9 1/8	22	7/8	01220231
250	-	9 7/8	22	7/8	01220251
300	-	11 7/8	22	7/8	01220301
350	1	1 3/4	22	7/8	01220351
400	1	3 3/4	22	7/8	01220401
500	1	7 3/4	22	7/8	01220501

230	-	9 1/8	22	7/8	01220232
250	-	9 7/8	22	7/8	01220252
300	-	11 7/8	22	7/8	01220302
350	1	1 3/4	22	7/8	01220352
400	1	3 3/4	22	7/8	01220402
500	1	7 3/4	22	7/8	01220502

H22 (7/8") Integral drill steels

Integral drill steels

H22 * 108 mm (4 1/4")



Series	Dimensions L			Dimensions D		Part no.
	mm	ft	in	mm	in	
11	800	2	7	34	1 11/32	00220834
	1600	5	3	33	1 19/64	00221633
	2400	7	10	32	1 1/4	00222432
	3200	10	6	31	1 7/32	00223231
	4000	13	1	30	1 3/16	00224030
	4800	5	-	29	1 9/64	00224829
12	800	2	7	40	1 37/64	00220840
	1600	5	3	39	1 17/32	00221639
	2400	7	10	38	1 1/2	00222438
	3200	10	6	37	1 29/64	00223237
	4000	13	1	36	1 27/64	00224036
	4800	5	-	35	1 3/8	00224835
13	400	1	4	34	1 11/32	00220434
	800	2	7	33	1 19/64	00220833
	1200	3	11	32	1 1/4	00221232
	1600	5	3	31	1 7/32	00221631
	2000	6	7	30	1 3/16	00222030
16	600	2	-	35	1 3/8	00220635
	1200	3	11	34	1 11/32	00221234
	1800	5	7	33	1 5/16	00221833
	2400	7	10	32	1 1/4	00222432
17	600	2	-	41	1 5/8	00220641
	1200	3	11	40	1 37/64	00221240
	1800	5	7	39	1 17/32	00221839
	2400	7	10	38	1 1/2	00222438

Small hole
drilling

Small hole Drilling

H22 (7/8")
Taper tools, 6° taper

Small hole
drilling

Button bit

Dimensions D		Flushing hole (mm)		Buttons (mm)		Angle	Class	Part no.
mm	in	Front No size	Gauge No size	Front No size	Gauge No size			
H22								
32	1 1/4	2×4	1×4	2×7	5×7	40°	-	30322207-06
34	1 11/32	2×4	1×4	2×7	5×7	40°	-	30342207-06
36	1 27/64	2×4.5	1×4.5	2×7	5×8	40°	-	30362207-06
38	1 1/2	2×5	1×4.5	2×7	5×8	40°	-	30382207-06
41	1 5/8	2×5	1×5	2×7	5×9	40°	-	30412207-06



H22

34	1 11/32	2×4	1×4	2×7	6×7	35°	-	30342208-06
36	1 27/64	2×4.5	1×4.5	2×7	6×7	35°	-	30362208-06
38	1 1/2	2×5	1×4.5	2×7	6×8	35°	-	30382208-06
40	1 37/64	2×5	1×5	2×8	6×8	35°	-	30402208-06



H25

36	1 27/64	2×4.5	1×4.5	2×7	5×8	35°	-	30362507-06
38	1 1/2	2×5	1×4.5	2×8	5×8	35°	-	30382507-06
41	1 5/8	2×5	1×5	2×7	5×9	35°	-	30412507-06
43	1 11/16	2×5	1×5	2×8	5×9	35°	-	30432507-06



Chisel bit

H22

30	1 3/16	-	2×5	-	-	-	-	313022-06
32	1 1/4	-	2×5	-	-	-	-	313222-06
34	1 11/32	-	2×5	-	-	-	-	313422-06
36	1 27/64	-	2×5	-	-	-	-	313622-06
38	1 1/2	-	2×5.5	-	-	-	-	313822-06
40	1 37/64	-	2×5.5	-	-	-	-	314022-06



H25

30	1 3/16	-	2×5	-	-	-	-	313025-06
32	1 1/4	-	2×5	-	-	-	-	313225-06
34	1 11/32	-	2×5	-	-	-	-	313425-06
36	1 27/64	-	2×5	-	-	-	-	313625-06
38	1 1/2	-	2×5.5	-	-	-	-	313825-06
40	1 37/64	-	2×5.5	-	-	-	-	314025-06



H22 (7/8")

Taper tools, 6° taper

Drill rod



Hex shank 22 * 108 mm



Hex shank 25 * 108 mm



Dimensions L			Dimensions D		Part no.
mm	ft	in	mm	in	
600	2	-	22	7/8	10220606
800	2	7	22	7/8	10220806
1200	3	11	22	7/8	10221206
1600	5	-	22	7/8	10221606
2400	7	-	22	7/8	10222406
3200	10	6	22	7/8	10223206
4000	13	-	22	7/8	10224006

800	-	-	25	1	10251206
1600	4	-	25	1	10251806
2400	6	-	25	1	10252406
3200	8	-	25	1	10253006
4000	10	-	25	1	10254006

Small hole
drilling

Small hole Drilling

H22 (7/8")
Taper tools, 7° taper

Small hole
drilling

Button bit

Dimensions D		Flushing hole (mm)		Buttons (mm)		Angle	Class	Part no.
mm	in	Front No size	Gauge No size	Front No size	Gauge No size			
H22								
32	1 1/4	2×4	1×4	2×7	5×7	40°	-	30322207-07
34	1 11/32	2×4	1×4	2×7	5×7	40°	-	30342207-07
36	1 13/32	2×4.5	1×4.5	2×7	5×8	40°	-	30362207-07
38	1 1/2	2×5	1×4.5	2×7	5×8	40°	-	30382207-07
41	1 5/8	2×5	1×5	2×7	5×9	40°	-	30412207-07



H22

34	1 11/32	2×4	1×4	2×7	6×7	35°	-	30342208-07
36	1 13/32	2×4.5	1×4.5	2×7	6×7	35°	-	30362208-07
38	1 1/2	2×5	1×4.5	2×7	6×8	35°	-	30382208-07
41	1 5/8	2×5	1×5	2×8	6×8	35°	-	30412208-07



H25

36	1 13/32	2×4.5	1×4.5	2×7	5×8	35°	-	30362507-07
38	1 1/2	2×5	1×4.5	2×8	5×8	35°	-	30382507-07
41	1 5/8	2×5	1×5	2×7	5×9	35°	-	30412507-07
43	1 11/16	2×5	1×5	2×8	5×9	35°	-	30432507-07



Chisel bit

H22

30	1 3/16	-	2×5	-	-	-	-	313022-07
32	1 1/4	-	2×5	-	-	-	-	313222-07
34	1 11/32	-	2×5	-	-	-	-	313422-07
36	1 27/64	-	2×5	-	-	-	-	313622-07
38	1 1/2	-	2×5.5	-	-	-	-	313822-07
40	1 37/64	-	2×5.5	-	-	-	-	314022-07



H25

36	1 13/32	-	2×5	-	-	-	-	313625-07
38	1 1/2	-	2×5.5	-	-	-	-	313825-07
41	1 5/8	-	2×5.5	-	-	-	-	314125-07
43	1 11/16	-	2×5.5	-	-	-	-	314325-07



H22 (7/8")

Taper tools, 7° taper

Drill rod



Hex shank 22 * 108 mm



Hex shank 25 * 108 mm



Dimensions L			Dimensions D		Part no.
mm	ft	in	mm	in	
600	2	-	22	7/8	10220607
800	2	7	22	7/8	10220807
1200	3	11	22	7/8	10221207
1600	5	-	22	7/8	10221607
2400	7	-	22	7/8	10222407
3200	10	6	22	7/8	10223207
4000	13	-	22	7/8	10224007

800	-	-	25	1	10251207
1600	4	-	25	1	10251807
2400	6	-	25	1	10252407
3200	8	-	25	1	10253007
4000	10	-	25	1	10254007

Small hole
drilling

Small hole Drilling

H22 (7/8")
Taper tools, 11° taper

Small hole
drilling

Button bit

Dimensions D		Flushing hole (mm)		Buttons (mm)		Angle	Class	Part no.
mm	in	Front No size	Gauge No size	Front No size	Gauge No size			

H22



34	1 11/32	1×4.5	2×4.5	2×7	5×7	35°	-	30342207-11
36	1 27/64	1×5	2×5	2×7	5×8	35°	-	30362207-11
38	1 1/2	1×5.5	2×5	2×8	5×8	35°	-	30382207-11
41	1 5/8	1×5.5	2×5.5	2×7	5×9	35°	-	30412207-11

H22



34	1 11/32	1×4.5	2×4.5	2×7	6×7	35°	-	30342208-11
36	1 27/64	1×5	2×5	2×7	6×7	35°	-	30362208-11
38	1 1/2	1×5.5	2×5	2×7	6×8	35°	-	30382208-11
41	1 5/8	1×5.5	2×5.5	2×8	6×8	35°	-	30412208-11

H25



36	1 27/64	2×4	1×4	2×7	5×8	35°	-	30362507-11
38	1 1/2	2×5	1×5	2×8	5×8	35°	-	30382507-11
41	1 5/8	2×5	1×5	2×7	5×9	35°	-	30412507-11
43	1 11/16	2×5	1×5	2×8	5×9	35°	-	30432507-11

Chisel bit

H22



30	1 3/16	-	2×5	-	-	-	-	313022-11
32	1 1/4	-	2×5	-	-	-	-	313222-11
34	1 11/32	-	2×5	-	-	-	-	313422-11
36	1 27/64	-	2×5	-	-	-	-	313622-11
38	1 1/2	-	2×5.5	-	-	-	-	313822-11
40	1 37/64	-	2×5.5	-	-	-	-	314022-11

H25



30	1 3/16	-	2×5	-	-	-	-	313025-11
32	1 1/4	-	2×5	-	-	-	-	313225-11
34	1 11/32	-	2×5	-	-	-	-	313425-11
36	1 27/64	-	2×5	-	-	-	-	313625-11
38	1 1/2	-	2×5.5	-	-	-	-	313825-11
40	1 37/64	-	2×5.5	-	-	-	-	314025-11

H22 (7/8")

Taper tools, 11° taper

Drill rod



Hex shank 22 * 108 mm



Dimensions L			Dimensions D		Part no.
mm	ft	in	mm	in	
610	2	-	22	7/8	10220611
1220	4	-	22	7/8	10221211
1830	6	-	22	7/8	10221811
2000	6	7	22	7/8	10222011
2440	8	-	22	7/8	10222411
3050	10	-	22	7/8	10223011
3200	10	6	22	7/8	10223211
3660	12	-	22	7/8	10223611

Small hole
drilling

Small hole Drilling

H22 (7/8")
Taper tools, 12° taper

Small hole drilling

Button bit

Dimensions D		Flushing hole (mm)		Buttons (mm)		Angle	Class	Part no.
mm	in	Front No size	Gauge No size	Front No size	Gauge No size			
H22								
32	1 1/4	2×4	1×4	2×7	5×7	40°	-	30322207-12
33	1 5/16	2×4	1×4	2×7	5×7	40°	-	30332207-12
35	1 3/8	2×4	1×5	2×7	5×7	40°	-	30352207-12
36	1 13/32	2×4.5	1×5	2×7	5×8	40°	-	30362207-12
38	1 1/2	2×4.5	1×5	2×8	5×8	40°	-	30382207-12
40	1 9/16	2×5	1×5	2×8	5×8	40°	-	30402207-12



H22

32	1 1/4	2×4.5	1×4.5	2×7	6×7	15°, 35°	-	30322208-12
34	1 11/32	2×4.5	1×4.5	2×7	6×7	15°, 35°	-	30342208-12
38	1 1/2	2×5	1×5	2×8	6×8	15°, 35°	-	30382208-12
45	1 3/4	2×5.5	2×4	2×8	6×9	15°, 35°	-	30452208-12



H25

36	1 13/32	2×4.5	1×5	2×7	5×8	35°	-	30362507-12
38	1 1/2	2×4.5	1×5	2×8	5×8	35°	-	30382507-12
41	1 9/16	2×5	1×5	2×7	5×9	35°	-	30412507-12
43	1 11/16	2×5	1×5	2×8	5×9	35°	-	30432507-12



Chisel bit

H22

30	1 3/16	-	2×5	-	-	-	-	313022-12
32	1 1/4	-	2×5	-	-	-	-	313222-12
34	1 11/32	-	2×5	-	-	-	-	313422-12
36	1 27/64	-	2×5	-	-	-	-	313622-12
38	1 1/2	-	2×5.5	-	-	-	-	313822-12
40	1 37/64	-	2×5.5	-	-	-	-	314022-12



H25

30	1 3/16	-	2×5	-	-	-	-	313025-12
32	1 1/4	-	2×5	-	-	-	-	313225-12
34	1 11/32	-	2×5	-	-	-	-	313425-12
36	1 27/64	-	2×5	-	-	-	-	313625-12
38	1 1/2	-	2×5.5	-	-	-	-	313825-12
40	1 37/64	-	2×5.5	-	-	-	-	314025-12



H22 (7/8")

Taper tools, 12° taper

Drill rod



Hex shank 22 * 108 mm



Dimensions L			Dimensions D		Part no.
mm	ft	in	mm	in	
610	2	-	22	7/8	10220612
1220	4	-	22	7/8	10221212
1830	6	-	22	7/8	10221812
2000	6	7	22	7/8	10222012
2440	8	-	22	7/8	10222412
3050	10	-	22	7/8	10223012
3200	10	6	22	7/8	10223212
3660	12	-	22	7/8	10223612

Small hole
drilling

Drifting & tunneling



R25 (1")
Thread

28

R28 (1 1/8")
Thread

30


R32 (1 1/4")
Thread

32

R35 (1 3/8")
Thread

36






Drifting & tunneling

R25 (1")
Thread


Drifting
& tunneling

Button bit


	Dimensions D		Flushing hole (mm)		Buttons (mm)		Angle	Class	Part no.
	mm	in	Front No size	Gauge No size	Front No size	Gauge No size			
	33	1 5/16	1×5	1×5	2×7	5×7	30°	H	3033R2507
	35	1 3/8	1×5	1×5	2×7	5×8	30°	H	3035R2507
	38	1 1/2	1×5	2×5	2×7	5×9	30°	H	3038R2507
	41	1 5/8	1×5	2×5	2×8	5×9	30°	H	3041R2507
	43	1 11/16	1×5	2×5	2×8	5×10	30°	H	3043R2507
	45	1 3/4	1×5.5	2×5.5	2×9	5×11	30°	H	3045R2507
	33	1 5/16	2×4.5	2×4.5	2×7	6×7	30°	S	3033R2508
	41	1 5/8	2×5.5	2×5	2×8	6×9	30°	S	3041R2508
	38	1 1/2	2×5	2×5	2×8	6×8	30°	S	3038R25F08
	43	1 11/16	3×5	-	3×8	6×9	30°	M	3043R2509
	45	1 3/4	3×5	1×5	3×8	6×10	30°	M	3045R2509

Reaming tools

Pilot bit 6° taper

	40	1 37/64	2×5	2×5.5	2×8	4×9	30°	-	3040R2506KP
--	----	---------	-----	-------	-----	-----	-----	---	-------------

Reaming bit 6° taper

	76	3	-	-	-	8×11	35°	-	3076R2508KR
---	----	---	---	---	---	------	-----	---	-------------

R25 (1") Thread

Drill rod



Shank rod with hex 22 * 108 with thread R25



mm	Dimensions L		Dimensions D		Part no.
	ft	in	mm	in	
250	-	10	22	7/8	1022R2502
1500	4	11	22	7/8	1022R2515
2400	7	10	22	7/8	1022R2524
3200	10	6	22	7/8	1022R2532
4000	13	1	22	7/8	1022R2540

Shank rod with hex 25 * 108 with thread R25



250	-	10	25	1	1025R2502
1500	4	11	25	1	1025R2515
2400	7	10	25	1	1025R2524
3200	10	6	25	1	1025R2532

Hex rod 25 with threads R25/R25



2200	7	2	25	1	2125R2522
2475	8	2	25	1	2125R2524
2600	8	6	25	1	2125R2526
2800	9	2	25	1	2125R2528
3100	10	2	25	1	2125R2531

Hex rod 25 with threads R25/R25 (MF)



1525	5	-	25	1	2125R25MF15
1830	6	-	25	1	2125R25MF18

Coupling

R25-R25



L (mm)	Dimensions D		Part no.
	mm	in	
140	34	1 11/32	MX-R253414

Crossover coupling R25-R32






175	45	1 3/4	MX-R25R324517
-----	----	-------	---------------

Drifting & tunneling

R28 (1 1/8")
Thread


Drifting
& tunneling

Button bit


	Dimensions D		Flushing hole (mm)		Buttons (mm)		Angle	Class	Part no.
	mm	in	Front No size	Gauge No size	Front No size	Gauge No size			
	38	1 1/2	1×5	2×5	2×7	5×9	30°	H	3038R2807
	41	1 5/8	1×5	2×5	2×8	5×9	30°	H	3041R2807
	43	1 11/16	1×5	2×5	2×8	5×10	30°	H	3043R2807
	45	1 3/4	1×5	2×5	2×9	5×11	30°	H	3045R2807
	41	1 5/8	2×5.5	2×5	2×8	6×9	30°	S	3041R2808
	43	1 11/16	3×5	-	3×8	6×9	30°	M	3043R2809
	45	1 3/4	3×5	1×5	3×8	6×10	30°	M	3045R2809

Reaming tools


Pilot bit 6° taper

	40	1 37/64	2×5	2×5.5	2×8	4×9	30°	-	3040R2806KP
--	----	---------	-----	-------	-----	-----	-----	---	-------------

Reaming bit 6° taper

	76	3	-	-	-	8×11	35°	-	3076R2808KR
--	----	---	---	---	---	------	-----	---	-------------

Dome bit

	76	3	2×9	2×7	1×11	14×11	35°	-	3076R2815KD
--	----	---	-----	-----	------	-------	-----	---	-------------

R28 (1 1/8") Thread

Drill rod



Hex rod 28 with threads R28/R32



Dimensions L			Dimensions D		Part no.
mm	ft	in	mm	in	
2800	9	2	28	1 1/8	2128R32R2828
3100	10	2	28	1 1/8	2128R32R2831
3700	12	2	28	1 1/8	2128R32R2837

Hex rod 32 with threads R28/R32



4310	14	2	32	1 1/4	2132R32R2843
------	----	---	----	-------	--------------

Coupling

R28-R28



L (mm)	Dimensions D		Part no.
	mm	in	
160	37	1 29/64	MX-R283716

Crossover coupling R28-R32








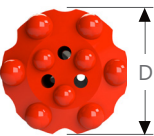





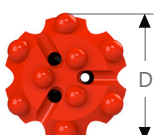

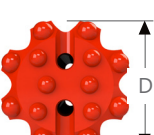
171	45	1 3/4	MX-R28R324517
-----	----	-------	---------------

Drifting
& tunneling

Drifting & tunneling

R32 (1 1/4")
Thread







Drifting & tunneling

Button bit	Dimensions D		Flushing hole (mm)		Buttons (mm)		Angle	Class	Part no.
	mm	in	Front No size	Gauge No size	Front No size	Gauge No size			
 	45	1 3/4	1×5.5	2×5.5	2×9	5×11	30°	H	3045R3207
	48	1 7/8	2×6	1×5	2×9	5×11	30°	H	3048R3207
	51	2	2×6	1×5.5	2×10	5×11	30°	H	3051R3207
 	43	1 11/16	2×5	2×5	2×8	6×9	30°	S	3043R3208
	45	1 3/4	2×5	2×5	2×9	6×10	30°	S	3045R3208
	48	1 7/8	2×5.5	2×5	2×9	6×10	30°	S	3048R3208
 	43	1 11/16	3×4	2×5	3×8	6×10	30°	M	3043R3209
	45	1 3/4	3×5	1×5	3×8	6×10	30°	M	3045R3209
	48	1 7/8	3×5	1×5	3×9	6×10	30°	M	3048R3209
	54	2 1/8	3×6	1×5.5	3×10	6×11	35°	M	3054R3209
 	45	1 3/4	3×5	1×5	3×8	6×10	30°	M	3045R32F09
	48	1 7/8	3×5	1×5	3×9	6×10	30°	M	3048R32F09
	51	2	3×5.5	1×5.5	3×9	6×10	35°	M	3051R32F09
	54	2 1/8	3×6	1×5.5	3×10	6×11	35°	M	3054R32F09
	57	2 1/4	3×6	1×6	3×10	6×11	35°	M	3057R32F09
 	64	2 1/2	3×7	1×6	4×10	6×11	35°	M	3064R3210D
 	64	2 1/2	3×7	1×6	3×11	6×12	35°	H	3064R32F09
 	76	3	2×9	2×7	6×10	8×11	35°	H	3076R32F14

R32 (1 1/4") Thread



Drifting
& tunneling

Button bit



		Dimensions D		Flushing hole (mm)		Buttons (mm)		Angle	Class	Part no.
		mm	in	Front No size	Gauge No size	Front No size	Gauge No size			
		51	2	3×5	1×6	3×9	6×10	30°	M	3051R32F09R
		54	2 1/8	3×6	1×5.5	3×10	6×11	35°	M	3054R32F09R
		57	2 1/4	3×6	1×6	3×10	6×11	35°	M	3057R32F09R
		64	2 1/2	3×7	1×6	4×10	6×11	35°	M	3064R3210DR
		64	2 1/2	3×7	1×6	3×11	6×12	35°	H	3064R32F09R

Reaming tools



Pilot bit 12° taper

		41	1 5/8	2×5	2×5.5	2×8	4×9	30°	-	3041R3206KP
--	---	----	-------	-----	-------	-----	-----	-----	---	-------------

Reaming bit 12° taper

		89	3 1/2	-	-	4×10	8×11	35°	-	3089R3212KR
		102	4	-	-	4×12	8×12	35°	-	30102R3212KR

Dome bit

		76	3	2×9	2×7	1×11	14×11	35°	-	3076R3215KD
		89	3 1/2	2×9	2×8	1×12	14×12	35°	-	3089R3215KD
		102	4	2×9	2×9	1×12	14×12	35°	-	30102R3215KD

Drifting & tunneling


R32 (1 1/4")
Thread

Drifting
& tunneling

Drill rod



Hex rod 25 * 108 with thread R32



Dimensions L			Dimensions D		Part no.
mm	ft	in	mm	in	
1830	6	-	25	1	1025R3218
2435	8	-	25	1	1025R3224
2950	9	7 5/8	25	1	1025R3229
3050	10	-	25	1	1025R3230

Hex rod 32 with threads R32/R38



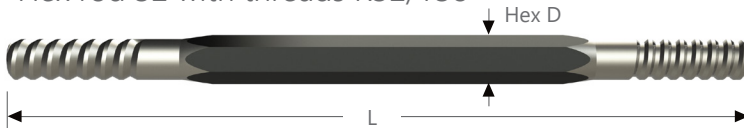
3100	10	2	32	1 1/4	2132R38R3231
3700	12	2	32	1 1/4	2132R38R3237
4310	14	2	32	1 1/4	2132R38R3243
4920	16	2	32	1 1/4	2132R38R3249

Hex rod 35 with threads R32/R38



3100	10	2	35	1 3/8	2135R38R3231
3700	12	2	35	1 3/8	2135R38R3237
4310	14	2	35	1 3/8	2135R38R3243
4920	16	2	35	1 3/8	2135R38R3249
5530	18	2	35	1 3/8	2135R38R3255

Hex rod 32 with threads R32/T38




3100	10	2	32	1 1/4	2132T38R3231
3700	12	2	32	1 1/4	2132T38R3237
4310	14	2	32	1 1/4	2132T38R3243
4920	16	2	32	1 1/4	2132T38R3249

Hex rod 35 with threads R32/T38



3100	10	2	35	1 3/8	2135T38R3231
3700	12	2	35	1 3/8	2135T38R3237
4310	14	2	35	1 3/8	2135T38R3243
4920	16	2	35	1 3/8	2135T38R3249
5530	18	2	35	1 3/8	2135T38R3255

Rod Ø32 with threads R32/R32 (MF)



3100	10	2	32	1 1/4	2032R38R3231
3700	12	2	32	1 1/4	2032R38R3237
4310	14	2	32	1 1/4	2032R38R3243
4920	16	2	32	1 1/4	2032R38R3249

Rod Ø32 with threads R32/R32



1830	6	-	32	1 1/4	2032R3218
2435	8	-	32	1 1/4	2032R3224
2950	9	7 5/8	32	1 1/4	2032R3229
3050	10	-	32	1 1/4	3032R3230

R32 (1 1/4") Thread

Coupling

R32-R32



Dimensions L		Dimensions D		Part no.
mm	in	mm	in	


150	6	45	1 3/4	MX-R324515
-----	---	----	-------	------------

Crossover coupling R32-R35



175	6 7/8	45	1 3/4	MX-R35R324517
-----	-------	----	-------	---------------

Crossover coupling R28-R32



171	6 3/4	45	1 3/4	MX-R32R284517
-----	-------	----	-------	---------------

Crossover coupling R32-R38



181	7 1/8	54	2 1/8	MX-R38R325418
-----	-------	----	-------	---------------

Crossover coupling R32-T38



188	7 1/2	54	2 1/8	MX-T38R325418
-----	-------	----	-------	---------------

Note: Middle stop sleeves will be manufactured upon receipt of your orders




Drifting
& tunneling

Drifting & tunneling

R35 (1 3/8")
Thread

Drifting & tunneling

Button bit

	Dimensions D		Flushing hole (mm)		Buttons (mm)		Angle	Class	Part no.
	mm	in	Front No size	Gauge No size	Front No size	Gauge No size			
	48	1 7/8	1×5.5	2×5.5	2×9	5×11	30°	H	3048R3507
	51	2	2×6	1×5	2×9	5×11	30°	H	3051R3507
	48	1 7/8	3×5	1×5	3×9	6×10	30°	M	3048R35F09
	51	2	3×5.5	1×5.5	3×9	6×10	35°	M	3051R35F09
	54	2 1/8	3×6	1×6	3×10	6×11	35°	M	3054R35F09
	57	2 1/4	3×7	1×6	3×10	6×11	35°	M	3057R35F09
	54	2 1/8	3×6	1×5.5	3×10	6×11	35°	M	3054R3509R
	57	2 1/4	3×6	1×6	3×10	6×11	35°	M	3057R3509R


Reaming tools

Pilot bit 12° taper




41	1 5/8	2×5	2×5.5	2×8	4×9	30°	-	3041R3506KP
----	-------	-----	-------	-----	-----	-----	---	-------------

Reaming bit 12° taper



89	3 1/2	-	-	4×10	8×11	35°	-	3089R3512KR
102	4	-	-	4×10	8×11	35°	-	30102R3512KR

Dome bit




76	3	2×9	2×7	1×11	14×11	35°	-	3076R3515KD
89	3 1/2	2×9	2×8	1×12	14×12	35°	-	3089R3515KD
102	4	2×9	2×9	1×12	14×12	35°	-	30102R3515KD

R35 (1 3/8") Thread

Drill rod



Hex rod 35 with threads R35/T38



Dimensions L			Dimensions D		Part no.
mm	ft	in	mm	in	
4310	14	2	35	1 1/4	2135T38R3543
4920	16	2	35	1 1/4	2135T38R3549
5530	18	2	35	1 1/4	2135T38R3555


Coupling

R35-R35



Dimensions L		Dimensions D		Part no.
mm	in	mm	in	
160	6 1/4	48	1 7/8	MX-R354816

Crossover coupling R32-R35



171	6 3/4	48	1 7/8	MX-R35R324817
-----	-------	----	-------	---------------

Drifting
& tunneling

Bench & long hole
Drilling



T38 (1 1/2")
Thread

42

T45 (1 3/4")
Thread

45

T51 (2")
Thread

48

ST58 (2 1/4")
Thread

51

GT60 (2 3/5")
Thread

52

ST68 (2 3/4")
Thread

54















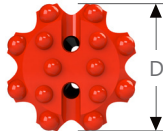
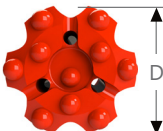
Bench & long hole Drilling

T38 (1 1/2")
Thread

Bench & long
hole drilling






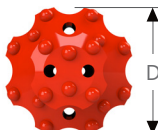
Button bit	Dimensions D		Flushing hole (mm)		Buttons (mm)		Angle	Class	Part no.
	mm	in	Front No size	Gauge No size	Front No size	Gauge No size			
	64	2 1/2	3×7	1×6	4×10	6×11	35°	M	3064T3810D
	64	2 1/2	3×7	1×6	3×11	6×12	35°	H	3064T38F09
	64	2 1/2	2×9	–	4×10	8×10	35°	H	3064T3812
	70	2 3/4	2×8	2×6	4×11	8×11	35°	H	3070T3812
	76	3	2×9	2×7	4×11	8×12	35°	H	3076T3812
	89	3 1/2	2×13	2×8	5×12	8×13	35°	H	3089T3813
	76	3	2×10	2×7	4×11	8×12	35°	M	3076T38F12
	70	2 3/4	4×8	–	5×10	8×11	30°	M	3070T3813D
	76	3	4×8	–	5×11	8×12	35°	M	3076T3813D
	89	3 1/2	4×9	–	6×12	8×13	35°	M	3089T3814D
	64	2 1/2	3×7	1×6	3×11	6×12	35°	M	3064T38F09R

T38 (1 1/2") Thread

Bit	Dimensions D		Flushing hole (mm)		Buttons (mm)		Angle	Class	Part no.		
	mm	in	Front No size	Gauge No size	Front No size	Gauge No size					
		D	64	2 1/2	2×9	2×6	4×10	8×10	30°	M	3064T3812R
			70	2 3/4	2×8	2×6	4×11	8×11	35°	H	3070T3812R
			76	3	2×9	2×7	4×12	8×12	35°	H	3076T3812R
		D	89	3 1/2	2×11	2×8	6×12	8×13	35°	H	3089T38F14R
		D	64	2 1/2	3×7	1×6	4×10	6×11	35°	M	3064T3810DR
		D	70	2 3/4	4×8	-	5×10	8×11	30°	M	3070T3813DR
			76	3	4×8	-	5×11	8×12	35°	M	3076T3813DR
			89	3 1/2	4×10	-	6×12	8×13	35°	M	3089T3814DR
		D	64	2 1/2	2×7	1×7	-	-	-	-	3264T38
			76	3	2×8	1×8	-	-	-	-	-

Bench & long
hole drilling

Reaming tools

Dome bit 		D	89	3 1/2	2×9	2×8	1×12	14×12	35°	-	3089T3815KD
			102	5	2×9	2×9	1×12	14×12	35°	-	30102T3815KD
Dome bit 		D	127	5	4×8	2×9	1×14	16×14	35°	-	30127T3817KD
Cut holes/Dome bit 		D	127	5	2×13	2×11	10×13	8×14	35°	-	30127T3818KC

Bench & long hole Drilling


T38 (1 1/2")
Thread

Bench & long
hole drilling

Drill rod



Hex rod 32 with threads T38/T38



Dimensions L			Dimensions D		Part no.
mm	ft	in	mm	in	
3050	10	-	32	1 1/4	2132T3830
3660	12	-	32	1 1/4	2132T3836

Rod Ø38 with threads T38/T38



3050	10	-	38	1 1/2	2038T3830
3660	12	-	38	1 1/2	2038T3836
4270	14	-	38	1 1/2	2038T3842
4880	16	-	38	1 1/2	2038T3848
5490	18	-	38	1 1/2	2038T3854

Rod Ø38 with threads T38/T38 (MF)



900	3	-	38	1 1/2	2038T38MF09
1220	4	-	38	1 1/2	2038T38MF12
1525	5	-	38	1 1/2	2038T38MF15
1830	6	-	38	1 1/2	2038T38MF18
2440	8	-	38	1 1/2	2038T38MF24
3050	10	-	38	1 1/2	2038T38MF30
3660	12	-	38	1 1/2	2038T38MF36

Coupling

Dimensions L			Dimensions D		Part no.
mm	ft	in	mm	in	

T38-T38



190	7	1/2	54	2 1/8	MX-T385419
-----	---	-----	----	-------	------------

Crossover coupling T38-R32



188	7	1/2	54	2 1/8	MX-T38R325418
-----	---	-----	----	-------	---------------


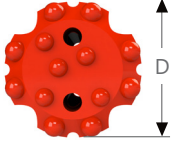

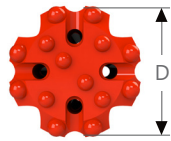

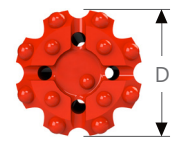

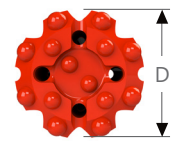

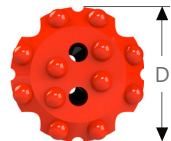

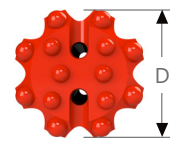

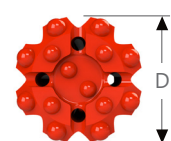
Crossover coupling T38-T45



215	8	1/2	66	2 1/2	MX-T38T456621
-----	---	-----	----	-------	---------------

T45 (1 3/4") Thread

Button bit

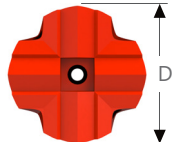
		Dimensions D		Flushing hole (mm)		Buttons (mm)		Angle	Class	Part no.
		mm	in	Front No size	Gauge No size	Front No size	Gauge No size			
		70	2 3/4	2×8	2×6	4×11	8×11	35°	H	3070T4512
		76	3	2×9	2×7	4×11	8×12	35°	H	3076T4512
		89	3 1/2	2×13	2×8	5×12	8×14	35°	H	3089T4513
		102	4	2×13	-	6×13	8×14	35°	H	30102T4514
		115	4 1/2	4×13	-	6×14	8×16	35°	H	30115T45F14
		70	2 3/4	4×8	-	5×10	8×11	35°	M	3070T4513D
		76	3	4×8	-	5×11	8×12	35°	M	3076T4513D
		89	3 1/2	4×9	-	6×12	8×14	35°	M	3089T4514D
		102	4	4×11	-	6×13	8×14	35°	M	30102T4514D
		115	4 1/2	4×13	-	6×14	8×16	35°	M	20115T4514D
		70	2 3/4	2×8	2×6	4×11	8×11	35°	H	3070T4512R
		76	3	2×9	2×7	4×12	8×12	35°	H	3076T4512R
		89	3 1/2	2×11	2×8	6×12	8×14	35°	H	3089T4514R
		102	4	4×11	-	6×13	8×14	35°	H	30102T4514R
		115	4 1/2	4×13	-	6×14	8×16	35°	H	30115T4514R
		76	3	4×8	-	5×11	8×12	35°	M	3076T4514DR
		89	3 1/2	4×10	-	6×12	8×14	35°	M	3089T4514DR
		102	4	4×11	-	6×13	8×14	35°	M	30102T4514DR
		115	4 1/2	4×13	-	6×14	8×16	35°	M	30115T4514DR

Bench & long
hole drilling

Bench & long hole Drilling

T45 (1 3/4")
Thread


Cross bit



Dimensions D		Flushing hole (mm)		Buttons (mm)		Angle	Class	Part no.
mm	in	Front No size	Gauge No size	Front No size	Gauge No size			
76	3	1×8	2×8	-	-	-	-	3276T45
89	3 1/2	1×9	2×9	-	-	-	-	3289T45

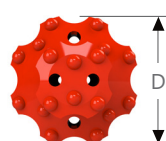

Reaming tools

Dome bit



127	5	4×8	2×9	1×14	16×14	35°	-	30127T4517KD
-----	---	-----	-----	------	-------	-----	---	--------------

Cut holes/Dome bit



127	5	2×13	2×11	10×13	8×14	35°	-	30127T4518KC
-----	---	------	------	-------	------	-----	---	--------------

Drill rod

Rod Ø45 with threads T45/T45



Dimensions L			Dimensions D		Part no.
mm	ft	in	mm	in	
3050	10	-	45	1 3/4	2045T4530
3660	12	-	45	1 3/4	2045T4536
4270	14	-	45	1 3/4	2045T4542
4880	16	-	45	1 3/4	2045T4548
6100	20	-	45	1 3/4	2045T4561

Rod Ø45 with threads T45/T45 (MF)



1525	5	-	45	1 3/4	2045T45MF15
1830	6	-	45	1 3/4	2045T45MF18
3050	10	-	45	1 3/4	2045T45MF30
3660	12	-	45	1 3/4	2045T45MF36
4270	14	-	45	1 3/4	2045T45MF42

Bench & long
hole drilling

T45 (1 3/4") Thread

Coupling

T45-45



Crossover coupling T45-T38



Crossover coupling T45-T51






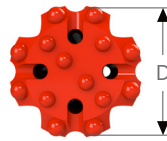



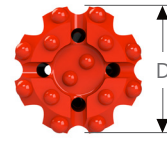

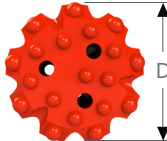
	Dimensions L			Dimensions D		Part no.
	mm	ft	in	mm	in	
T45-45	207	8	1/8	66	2 3/5	MX-T456620
Crossover coupling T45-T38	215	8	1/2	66	2 1/2	MX-T45T386621
Crossover coupling T45-T51	240	9	1/2	72	2 7/8	MX-T45T517224

Bench & long
hole drilling

Bench & long hole Drilling


T51 (2")
Thread

Bench & long
hole drilling

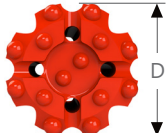
Button bit	Dimensions D		Flushing hole (mm)		Buttons (mm)		Angle	Class	Part no.
	mm	in	Front No size	Gauge No size	Front No size	Gauge No size			
 	89	3 1/2	2×12	2×7	6×12	8×14	35°	H	3089T5114
	102	4	2×14	-	6×13	8×14	35°	H	30102T5114
 	115	4 1/2	4×13	-	6×14	8×16	35°	H	30115T51F14
	89	3 1/2	4×10	-	6×12	8×14	35°	M	3089T5114D
 	102	4	4×11	-	6×13	8×14	35°	M	30102T5114D
	115	4 1/2	4×13	-	6×14	8×16	35°	M	30115T5114D
 	127	5	3×13	-	10×14	9×16	35°	H	30127T5119
	127	5	3×13	-	9×14	9×14	35°	M	30127T5118D
 	127	5	3×13	-	9×14	9×16	35°	H	30127T5118DR

T51 (2") Thread

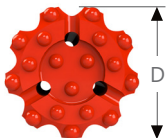
Button bit



Dimensions D		Flushing hole (mm)		Buttons (mm)		Angle	Class	Part no.
mm	in	Front No size	Gauge No size	Front No size	Gauge No size			
89	3 1/2	2×11	2×8	6×12	8×14	35°	H	3089T5114R
102	4	4×11	–	6×13	8×14	35°	H	30102T5114R
115	4 1/2	4×13	–	6×14	8×16	35°	H	30115T5114R




89	3 1/2	4×10	–	6×12	8×14	35°	M	3089T5114DR
102	4	4×11	–	6×13	8×14	35°	M	30102T5114DR
115	4 1/2	4×13	–	6×14	8×16	35°	M	30115T5114DR



127	5	3×13	–	9×14	9×14	35°	M	30127T5118DR
-----	---	------	---	------	------	-----	---	--------------

Reaming tools

Dome bit



152	6	5×10	2×10	2×14	20×14	35°	–	30152T5122KD
-----	---	------	------	------	-------	-----	---	--------------


Bench & long
hole drilling

Bench & long hole Drilling


T51 (2")
Thread

Drill rod

Rod Ø51 with threads T51/T51



Rod Ø51 with threads T51/T51 (MF)



Dimensions L			Dimensions D		Part no.
mm	ft	in	mm	in	
3660	12	-	51	2	2051T5136
4270	14	-	51	2	2051T5142
6100	20	-	51	2	2051T5161

1525	5	-	51	2	2051T51MF15
1830	6	-	51	2	2051T51MF18
3660	12	-	51	2	2051T51MF36
4270	14	-	51	2	2051T51MF42

Bench & long
hole drilling

Coupling

T51-T51



Dimensions L			Dimensions D		Part no.
mm	ft	in	mm	in	
235	9	1/4	72	2 1/8	MX-T517223

T51-T51



235	9	1/4	77	3	MX-T517723
-----	---	-----	----	---	------------


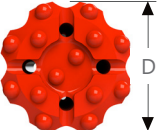

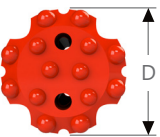

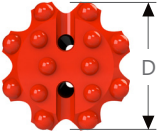

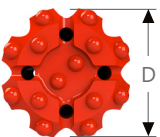
Crossover coupling T51-T45



240	9	1/2	72	2 7/8	MX-T51T457224
-----	---	-----	----	-------	---------------

ST58 (2 1/4") Thread

Button bit








		Dimensions D		Flushing hole (mm)		Buttons (mm)		Angle	Class	Part no.
		mm	in	Front No size	Gauge No size	Front No size	Gauge No size			
		89	3 1/2	4×10	–	6×12	8×14	35°	M	3089ST5814D
		102	4	4×11	–	6×12	8×14	35°	M	30102ST5814D
		89	3 1/2	2×14	–	6×12	8×14	35°	H	3089ST5814
		102	4	2×15	–	6×13	8×14	35°	H	30102ST5814
		89	3 1/2	2×11	2×9	6×12	8×14	35°	H	3089ST58F14R
		102	4	2×12	2×9	6×12	8×14	35°	H	30102ST58F14R
		89	3 1/2	4×10	–	6×12	8×14	35°	M	3089ST5814DR
		102	4	4×11	–	6×12	8×14	35°	M	30102ST5814DR

Bench & long
hole drilling

Bench & long hole Drilling




GT60 (2 3/5")
Thread

Bench & long
hole drilling

Button bit	Dimensions D		Flushing hole (mm)		Buttons (mm)		Angle	Class	Part no.
	mm	in	Front No size	Gauge No size	Front No size	Gauge No size			
	102	4	4×11	–	6×13	8×14	35°	H	30102T6014D
	115	4 1/2	3×13	–	7×14	9×16	35°	H	30115T6016D
	92	3 5/8	3×11	–	6×12	9×12	35°	H	3092T60F15
	115	4 1/2	3×13	–	6×14	9×16	35°	H	30115T60F15
	127	5	3×14	–	9×14	9×16	35°	H	30127T6018D
	127	5	3×14	–	10×14	9×16	35°	H	30127T6019
	102	4	4×11	–	6×13	8×14	35°	H	30102T6014DR
	115	4 1/2	3×13	–	7×14	9×16	35°	H	30115T6016DR

GT60 (2 3/5") Thread


Button bit

	Dimensions D		Flushing hole (mm)		Buttons (mm)		Angle	Class	Part no.
	mm	in	Front No size	Gauge No size	Front No size	Gauge No size			
	92	3 5/8	3×11	–	6×12	9×12	35°	H	3092T60F15R
	115	4 1/2	3×13	–	6×14	9×16	35°	H	30115T60F15R
	127	5	3×14	–	9×14	9×16	35°	H	30127T6018DR
	127	5	3×14	–	10×14	9×16	35°	H	30127T6019DR

Bench & long
hole drilling

Drill rod

Rod Ø60 with threads GT60/GT60



	Dimensions L			Dimensions D		Part no.
	mm	ft	in	mm	in	
	3660	12	–	60	2 3/5	2060T60MF36
	4270	14	–	60	2 3/5	2060T60MF42
	6100	20	–	60	2 3/5	2060T60MF61

Bench & long hole Drilling

ST68 (2 3/4")
Thread

Bench & long
hole drilling

Button bit	Dimensions D		Flushing hole (mm)		Buttons (mm)		Angle	Class	Part no.	
	mm	in	Front No size	Gauge No size	Front No size	Gauge No size				
		102	4	2×14	2×10	6×12	8×14	35°	H	30102ST6814
		115	4 1/2	3×13	-	7×14	9×16	35°	H	30115ST68F15
		127	5	3×14	-	10×14	9×16	35°	H	30127ST68F19
		115	4 1/2	3×13	2×9	6×14	9×16	35°	H	30115ST6815DR
		127	5	3×14	2×9	9×14	9×16	35°	H	30127ST6818DR
		115	4 1/2	3×13	-	6×14	9×16	35°	H	30115ST6815R
		127	5	3×14	-	10×14	9×16	35°	H	30127ST6819R

ST68 (2 3/4")
Thread

Bench & long
hole drilling

Auxiliary
Tools



Fishing tools

60

Knock-off tools

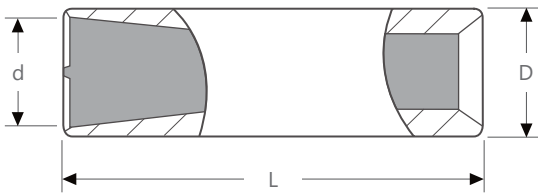
61

Auxiliary Tools

Auxiliary tools

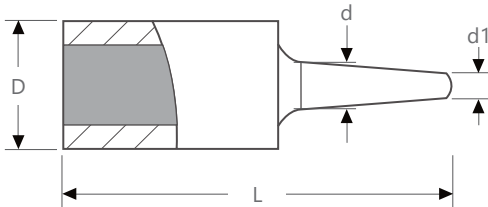
Fishing tools

Fishing sleeve



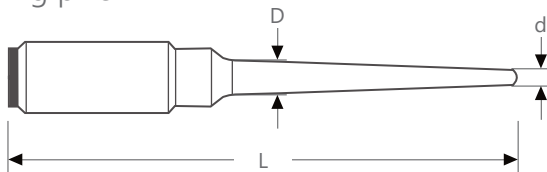
Thread	Dimensions				Part no.
	L	D	d	d1	
R32	155	48	42	-	404832RF
T35	138	48	40	-	404835TF
T38	175	60	52	-	406038TF
T38L	355	61	52	-	406138TLF
BT T45	205	70	62	-	407045TF
T51	260	78	70	-	407851TF
T51L	422	82	76	-	408251TLF
ST58	250	88	82	-	408858STF
ST68	290	100	91	-	4010068STF

Fishing pike



R32	150	46	16	4	414632RF
R35	165	52	16	4	415235RF
T35	160	48	16	4	414835TF
T38	175	60	22	9	416038TF
T38L	205	59	28	7	415938TLF
PFT T45	205	63	27	15	416345TF
T45/2	270	63	25	5	416345TF-2
T51	225	72	29	14	417251TF
ST58	270	78	40	20	417858STF
ST68	350	93	54	20	419368STF
ST68A	385	93	82	40	419368STF-A

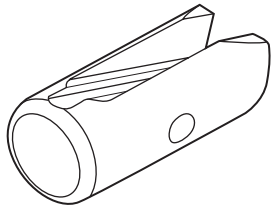
Fishing pike



T38M	290	20	8	-	412038TM
PFT T45M	300	24	10	-	412445TM
T51M	310	26	11	-	412651TM

Knock-off tools

Knock-off tool for tapered bits



	Dimensions L			Dimensions D		Part no.
	mm	ft	in	mm	in	
Hex 22	-	-	-	-	-	
-	-	-	-	-	-	

Weight table & Index

Part no.	Weight (kg)	Page no.								
3041R3206KP	2.20	33		MX-R32R284517	1.40	35		3076T3813DR	3.20	
3051R32F09R	1.30			MX-R35R324517	1.50				3089T38F14R	5.50
3054R32F09R	1.60			MX-R38R325418	2.10				3089T3814DR	5.10
3057R32F09R	1.90			MX-T38R325418	2.20				3089T3815KD	3.30
3064R32F09R	2.20								30102T3815KD	5.40
3064R3210DR	2.00			3048R3507	0.80	36			30127T3817KD	7.70
3076R3215KD	2.10			3051R3507	0.90				30127T3818KC	8.00
3089R3212KR	2.10			3048R35F09	0.80					
3089R3215KD	2.30			3051R35F09	0.95				2038T3830	24.70
30102R3212KR	3.50			3054R35F09	1.20				2038T3836	29.40
30102R3215KD	3.70		3054R3509R	1.40				2038T3842	34.70	
			3057R35F09	1.40				2038T3848	39.70	
			3057R3509R	1.60				2038T3854	44.60	
1025R3218	4.00	34	3041R3506KP	2.20	37			2132T3830	18.40	
1025R3224	6.30			3076R3515KD			2.10		2132T3836	22.10
1025R3229	8.50			3089R3512KR		2.10		2038T38MF09	8.00	
1025R3230	12.50			3089R3515KD		2.30		2038T38MF12	9.70	
2032R3218	8.00			30102R3512KR		3.50		2038T38MF15	13.30	
2032R3224	11.50			30102R3515KD		3.70		2038T38MF18	16.00	
2032R3230	16.20							2038T38MF24	21.30	
2032R3236	19.50			2135T38R3543		33.30		2038T38MF30	25.90	
2032R38R3231	19.70			2135T38R3549		36.80		2038T38MF36	30.70	
2032R38R3237	23.30			2135T38R3555		41.40		MX-T385419	2.00	
2032R38R3243	27.00		MX-R354816	1.20		MX-T38R325418	2.20			
2032R38R3249	30.90		MX-R35R324817	1.50		MX-T38T456621	3.40			
2132T38R3231	19.70	35			42					
2132T38R3237	23.30			3064T3812		1.40			3070T4512	2.10
2132T38R3243	27.00			3070T3812		2.00			3076T4512	2.60
2132T38R3249	30.90			3076T3812		2.30			3089T4513	3.80
2135R38R3231	23.90			3089T3813		3.30			30102T4514	4.40
2135T38R3231	23.90			3064T38F09		1.60			3070T4513D	2.00
2135R38R3237	28.50			3064T3810D		1.40			3070T4512R	2.80
2135T38R3237	28.50			3070T3813D		1.95			3076T4513D	2.25
2135R38R3243	33.20			3076T38F12		2.30			3076T4512R	3.30
2135T38R3243	33.20			3076T3813D		2.35			3089T4514D	3.60
2135R38R3249	36.70		3089T3814D	3.25			3089T4514R	5.60		
2135T38R3249	36.70		3064T38F09R	2.10			20115T4514D	6.60		
2135R38R3255	41.30	35			43			3076T4514DR	3.60	
2135T38R3255	41.30			3264T38		1.90			30102T4514D	4.40
				3276T38		2.50			30102T4514R	7.60
2032R32MF18	9.40			3064T3812R		2.00			30115T45F14	6.60
2032R32MF24	12.90			3070T3812R		2.80			30115T4514R	9.70
2032R32MF30	17.40			3076T3812R		2.70			3089T4514DR	5.20
2032R32MF36	20.60			3064T3810DR		2.10				
MX-R324515	1.00			3070T3813DR		2.70				

